

Summary of Charter and Bylaws Vote Results

The Charter and Bylaws of the Community Resilience Panel for Buildings and Infrastructure Systems (Panel) was voted upon by Panel members from December 18, 2015 through January 18, 2016. To ratify the Charter and Bylaws, a minimum of 67% percent affirmative (“yes”) votes were required. At the time of the vote, there were 321 individual Panel members. Two Panel members voted to abstain and one Panel member vote was considered invalid because a comment was not provided with a “no” vote. Therefore, the denominator for the purpose of this vote was decreased to 318.

Figure 1 shows a pie chart representing participation by Panel members in the vote by stakeholder group, which was identified by the voter. The Buildings stakeholder category provided 91 votes (29% of 318), 69 votes (22%) were submitted by the Civil Services/Infrastructure stakeholder group, 40 votes (12%) were submitted by the Social and Economic Functions stakeholder group, and 24 votes (7%) were submitted by the governance stakeholder category. Overall, approximately 71% of the Panel members votes and 30% did not submit a vote.

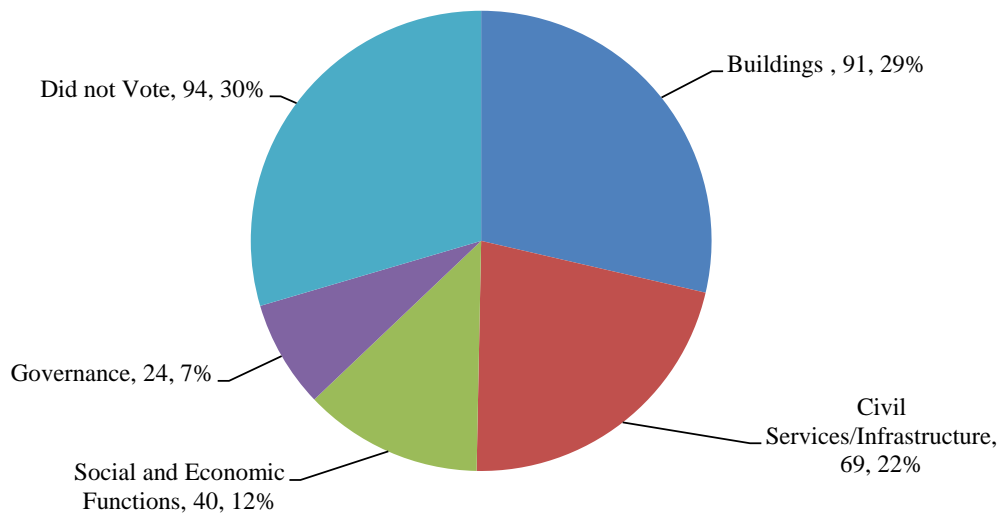


Figure 1. Participation in Vote by Stakeholder Group

Figure 2 shows a breakdown of the votes submitted by stakeholder group. Per the Charter and Bylaws, to maintain balance, no stakeholder category may represent greater than 49% of the vote. As can be seen in Figure 2, this holds true and therefore the votes are not required to be normalized.

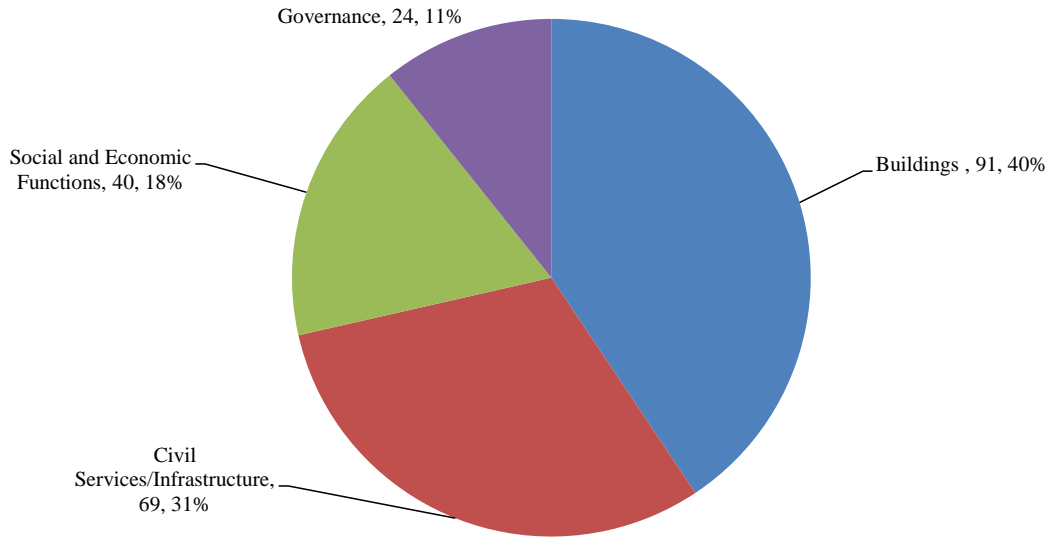


Figure 2. Percentage of Votes Submitted by Stakeholder Group

Overall, 69% of the Panel members (220 of 318 valid votes) voted to pass the Charter and Bylaws, 1% voted not to pass the Charter and Bylaws, and 30% of Panel members did not vote. **Therefore, the Charter and Bylaws have been passed successfully.**

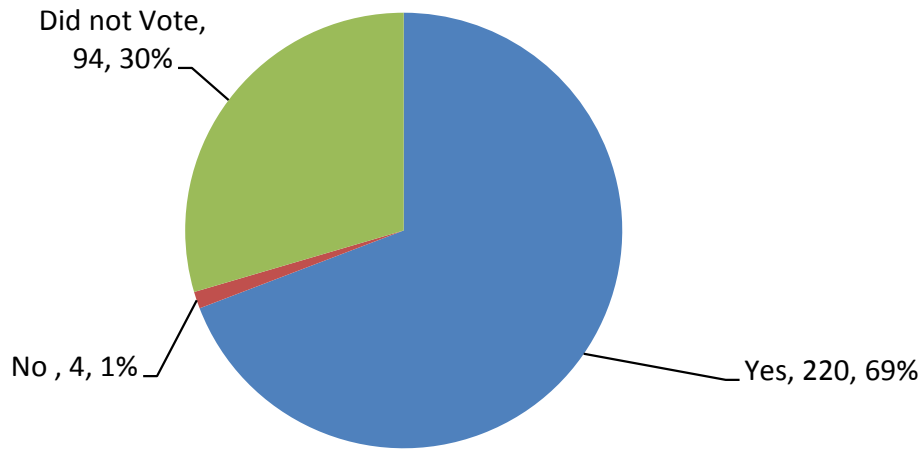


Figure 3. Charter and Bylaws Vote Results

The voting results are also shown by stakeholder category in Figure 4 to Figure 7.

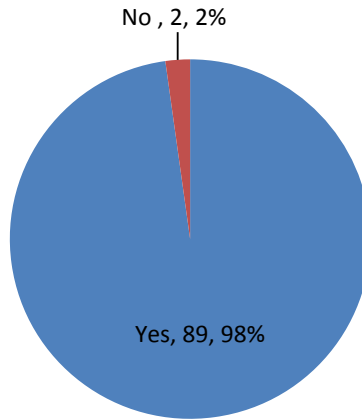


Figure 4. Charter and Bylaws Vote Results for Buildings Stakeholders

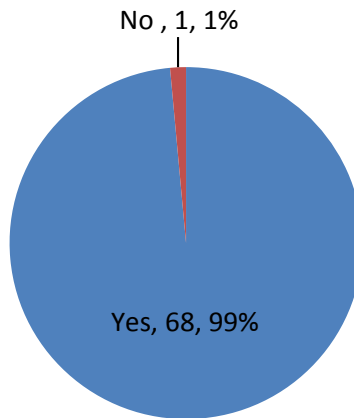


Figure 5. Charter and Bylaws Vote Results for Civil Services/Infrastructure Stakeholders

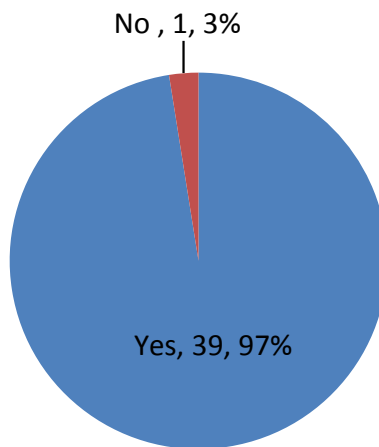


Figure 6. Charter and Bylaws Vote Results for Social and Economic Function Stakeholders

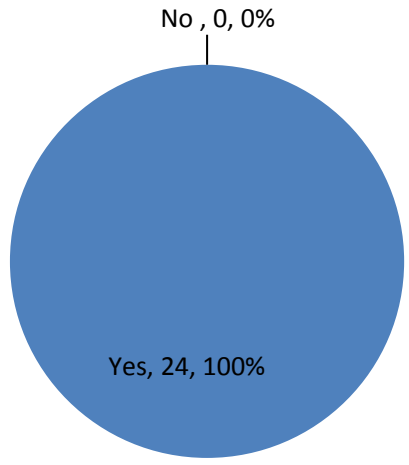


Figure 7. Charter and Bylaws Vote Results for Governance Stakeholders